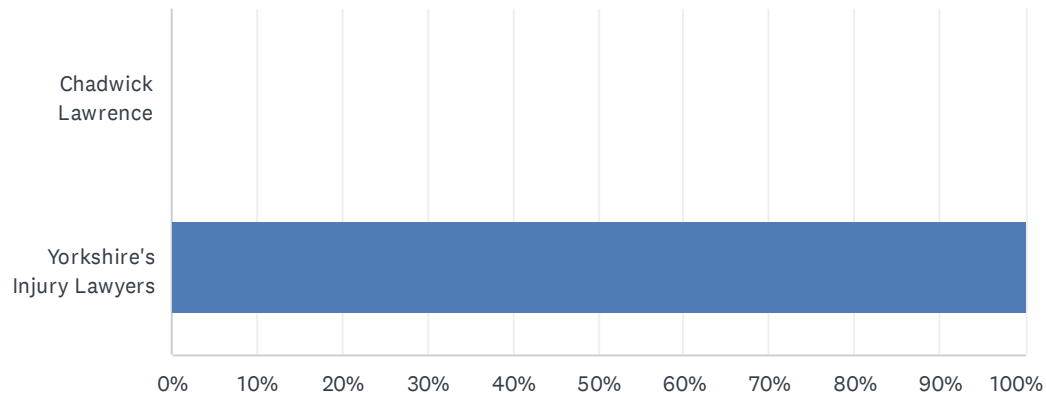


Q1 Which firm do you work for?

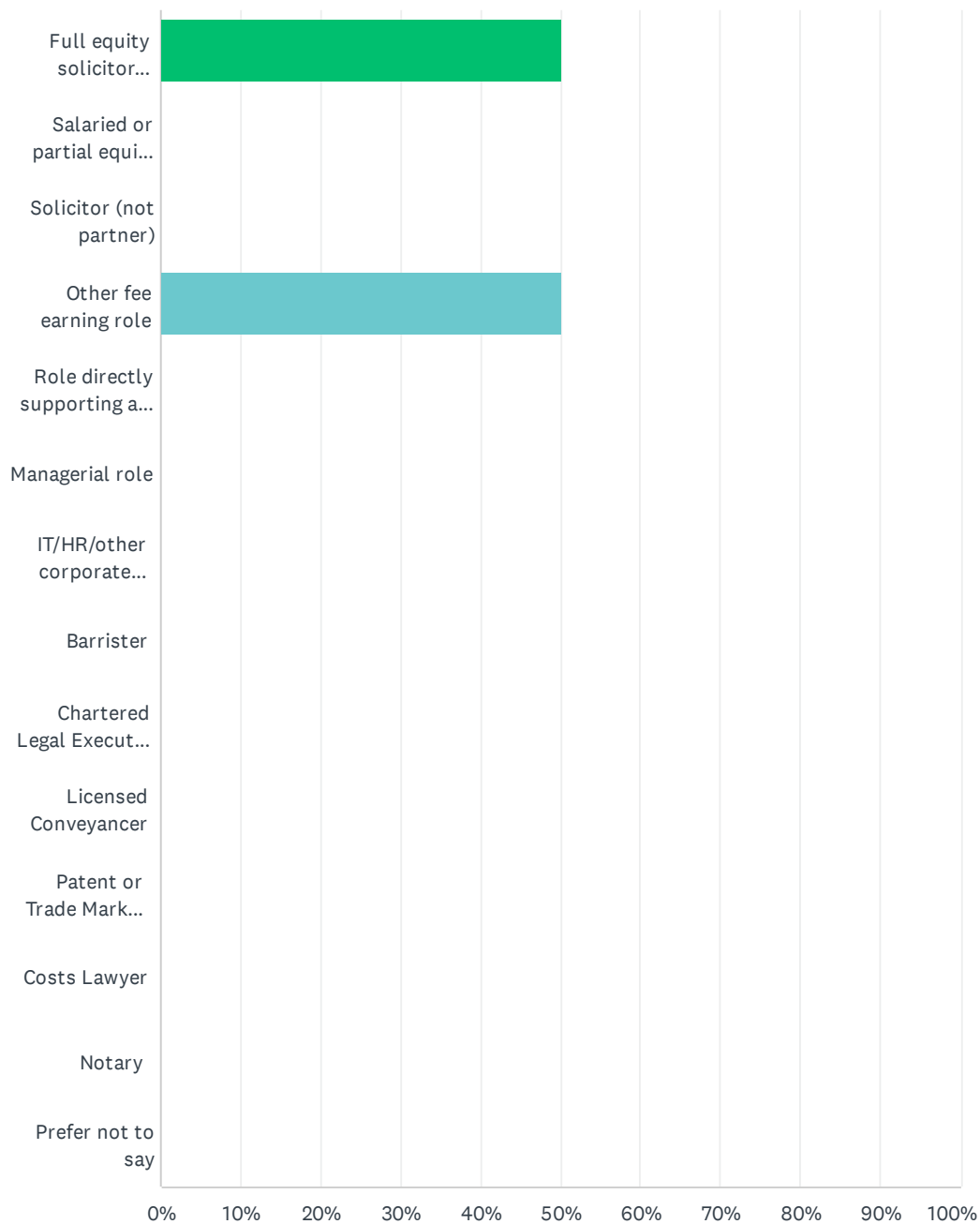
Answered: 2 Skipped: 0



| ANSWER CHOICES | RESPONSES | |
|----------------------------|-----------|---|
| Chadwick Lawrence | 0.00% | 0 |
| Yorkshire's Injury Lawyers | 100.00% | 2 |
| TOTAL | | 2 |

**Q2 Select one category which best describes your role in the firm.
(Reference to solicitors includes Registered Foreign Lawyers.)**

Answered: 2 Skipped: 0

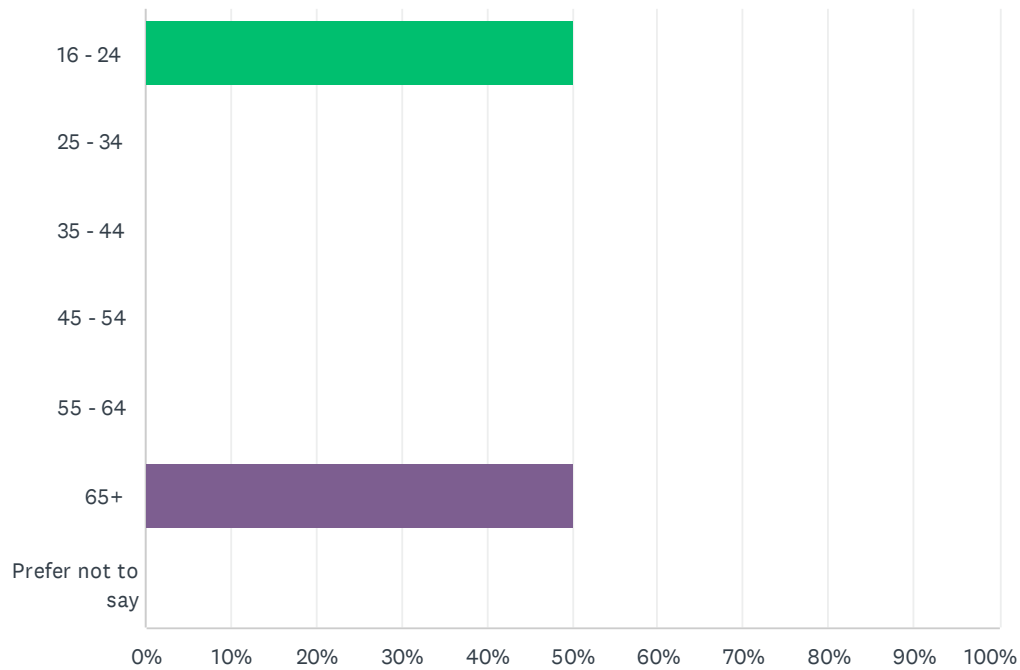


Equality and Diversity Questionnaire 2023

| ANSWER CHOICES | RESPONSES | |
|---|-----------|---|
| Full equity solicitor partners | 50.00% | 1 |
| Salaried or partial equity solicitor partners | 0.00% | 0 |
| Solicitor (not partner) | 0.00% | 0 |
| Other fee earning role | 50.00% | 1 |
| Role directly supporting a fee earner | 0.00% | 0 |
| Managerial role | 0.00% | 0 |
| IT/HR/other corporate services role | 0.00% | 0 |
| Barrister | 0.00% | 0 |
| Chartered Legal Executive (Fellow)/CILEx Practitioner | 0.00% | 0 |
| Licensed Conveyancer | 0.00% | 0 |
| Patent or Trade Mark Attorney | 0.00% | 0 |
| Costs Lawyer | 0.00% | 0 |
| Notary | 0.00% | 0 |
| Prefer not to say | 0.00% | 0 |
| Total Respondents: 2 | | |

Q3 Which age category are you in?

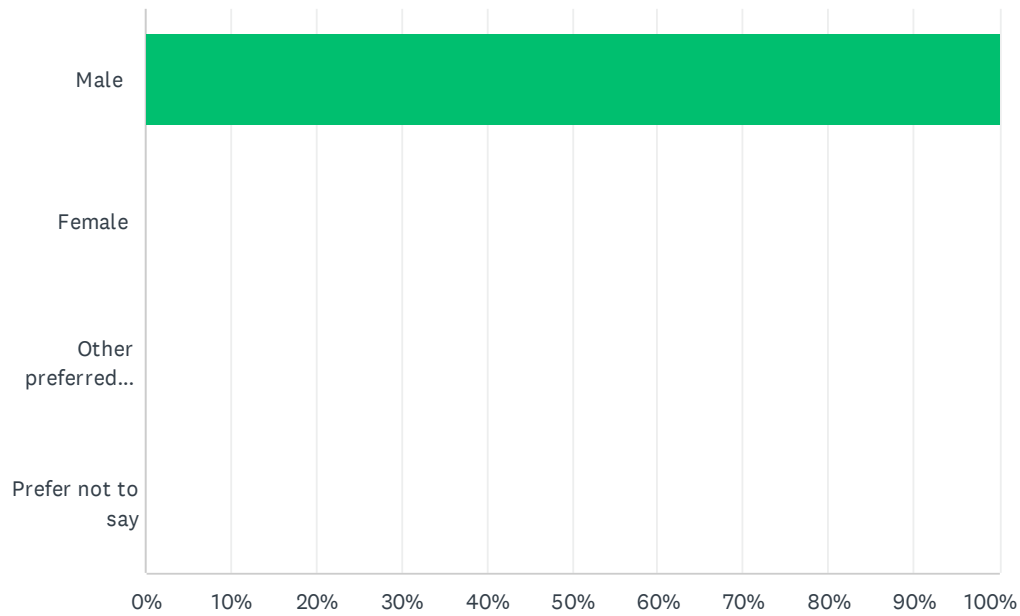
Answered: 2 Skipped: 0



| ANSWER CHOICES | RESPONSES | |
|-------------------|-----------|---|
| 16 - 24 | 50.00% | 1 |
| 25 - 34 | 0.00% | 0 |
| 35 - 44 | 0.00% | 0 |
| 45 - 54 | 0.00% | 0 |
| 55 - 64 | 0.00% | 0 |
| 65+ | 50.00% | 1 |
| Prefer not to say | 0.00% | 0 |
| TOTAL | | 2 |

Q4 What is your sex?

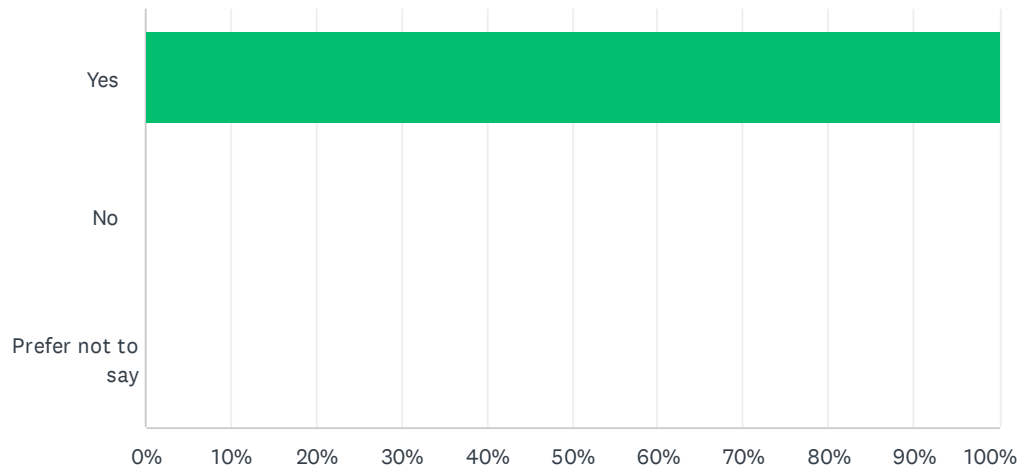
Answered: 2 Skipped: 0



| ANSWER CHOICES | RESPONSES | |
|-----------------------------|-----------|---|
| Male | 100.00% | 2 |
| Female | 0.00% | 0 |
| Other preferred description | 0.00% | 0 |
| Prefer not to say | 0.00% | 0 |
| TOTAL | | 2 |

Q5 Is the gender you identify with the same as your sex registered at birth?

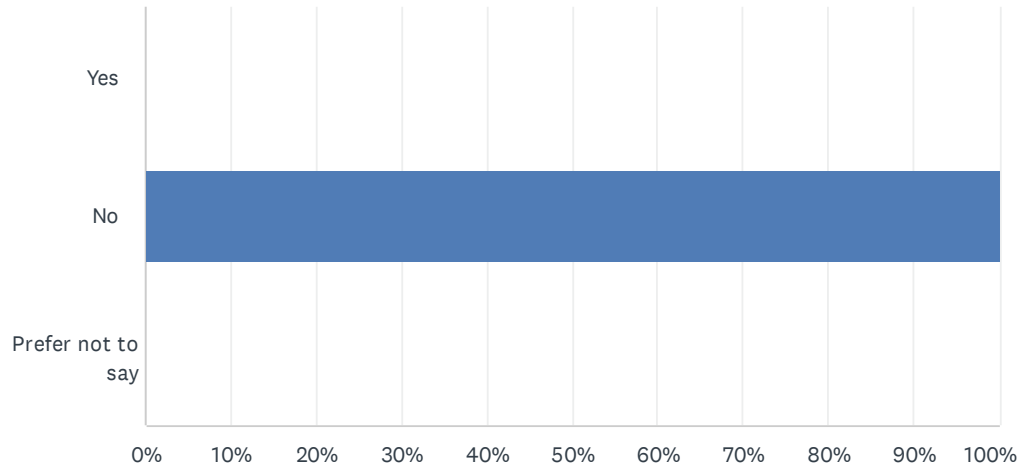
Answered: 2 Skipped: 0



| ANSWER CHOICES | RESPONSES | |
|-------------------|-----------|---|
| Yes | 100.00% | 2 |
| No | 0.00% | 0 |
| Prefer not to say | 0.00% | 0 |
| TOTAL | | 2 |

Q6 Do you consider yourself to have a disability according to the definition in the Equality Act 2010?

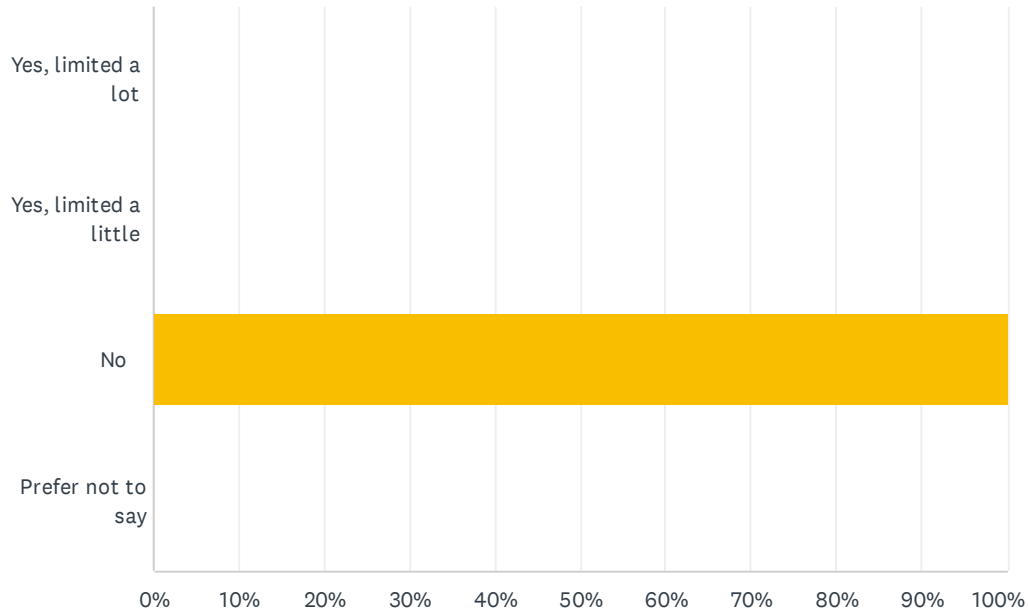
Answered: 2 Skipped: 0



| ANSWER CHOICES | RESPONSES | |
|-------------------|-----------|---|
| Yes | 0.00% | 0 |
| No | 100.00% | 2 |
| Prefer not to say | 0.00% | 0 |
| TOTAL | | 2 |

Q7 Are your day-to-day activities limited because of a health problem or disability which has lasted, or is expected to last, at least 12 months?

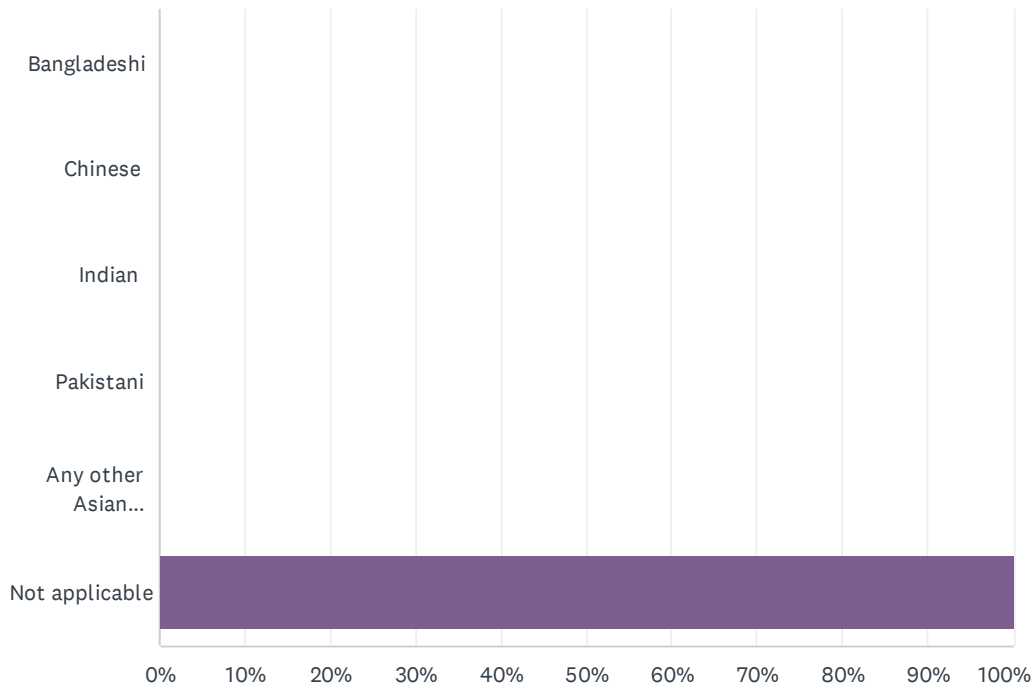
Answered: 2 Skipped: 0



| ANSWER CHOICES | RESPONSES | |
|-----------------------|-----------|---|
| Yes, limited a lot | 0.00% | 0 |
| Yes, limited a little | 0.00% | 0 |
| No | 100.00% | 2 |
| Prefer not to say | 0.00% | 0 |
| TOTAL | | 2 |

Q8 Asian/Asian British

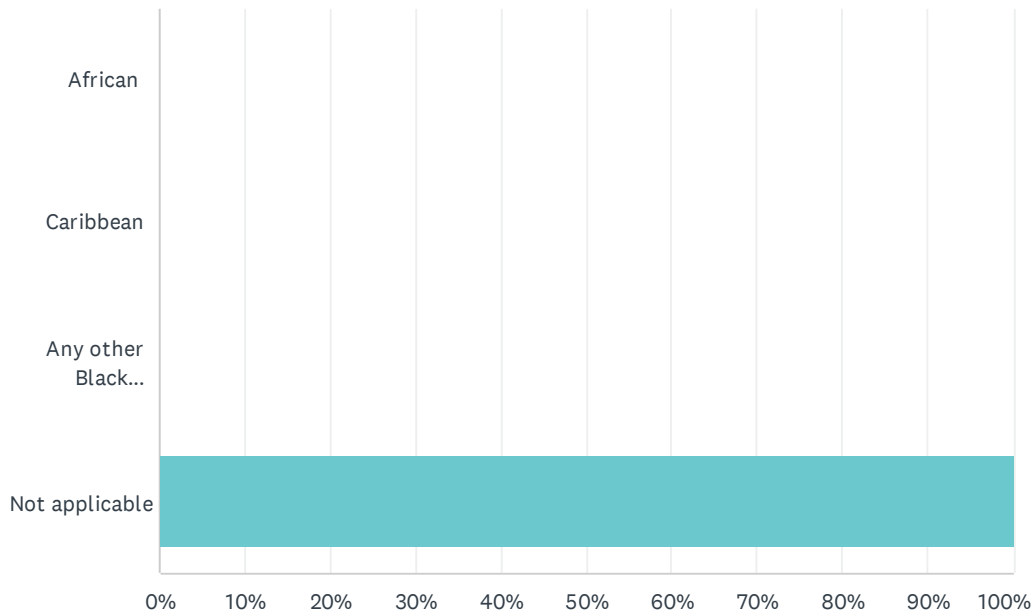
Answered: 2 Skipped: 0



| ANSWER CHOICES | RESPONSES | |
|----------------------------|-----------|---|
| Bangladeshi | 0.00% | 0 |
| Chinese | 0.00% | 0 |
| Indian | 0.00% | 0 |
| Pakistani | 0.00% | 0 |
| Any other Asian background | 0.00% | 0 |
| Not applicable | 100.00% | 2 |
| Total Respondents: 2 | | |

Q9 Black/Black British

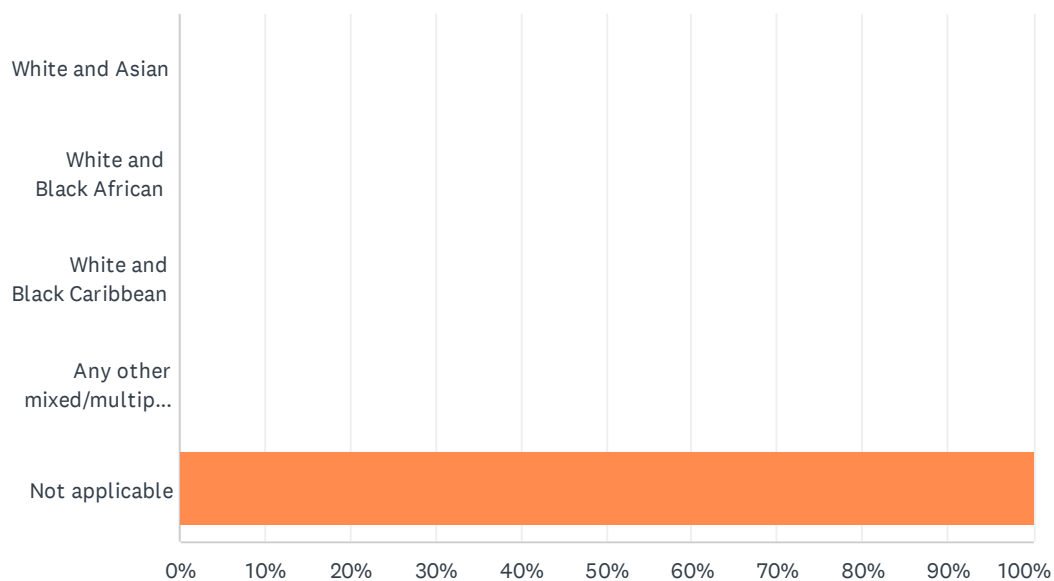
Answered: 2 Skipped: 0



| ANSWER CHOICES | RESPONSES | |
|----------------------------|-----------|---|
| African | 0.00% | 0 |
| Caribbean | 0.00% | 0 |
| Any other Black background | 0.00% | 0 |
| Not applicable | 100.00% | 2 |
| Total Respondents: 2 | | |

Q10 Mixed/multiple ethnic groups

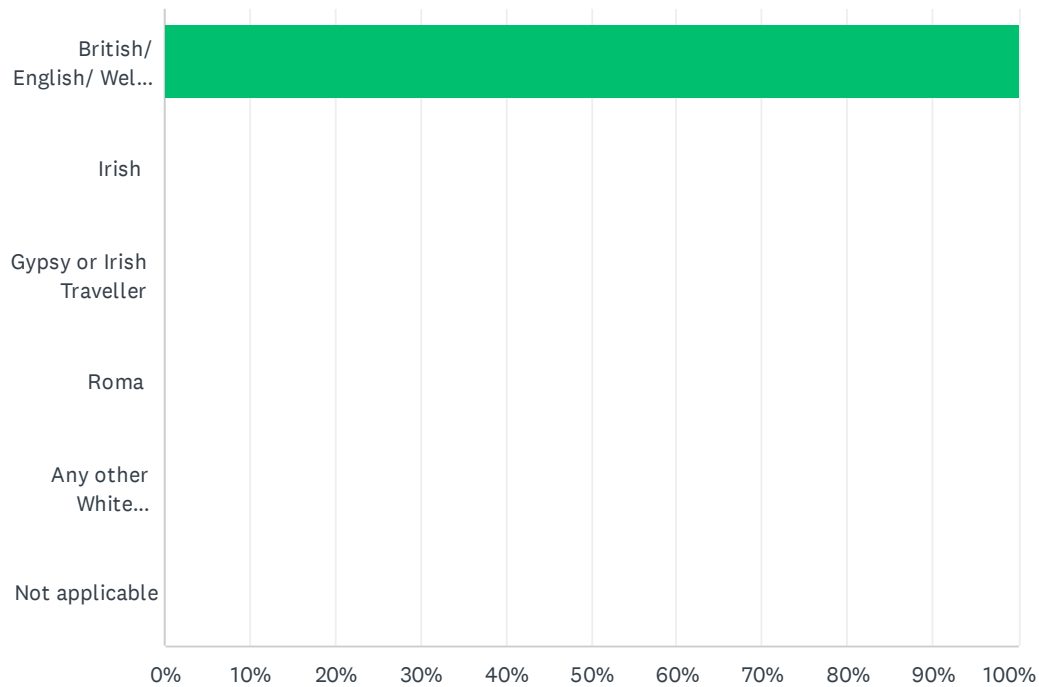
Answered: 2 Skipped: 0



| ANSWER CHOICES | RESPONSES | |
|--|-----------|---|
| White and Asian | 0.00% | 0 |
| White and Black African | 0.00% | 0 |
| White and Black Caribbean | 0.00% | 0 |
| Any other mixed/multiple ethnic background | 0.00% | 0 |
| Not applicable | 100.00% | 2 |
| Total Respondents: 2 | | |

Q11 White

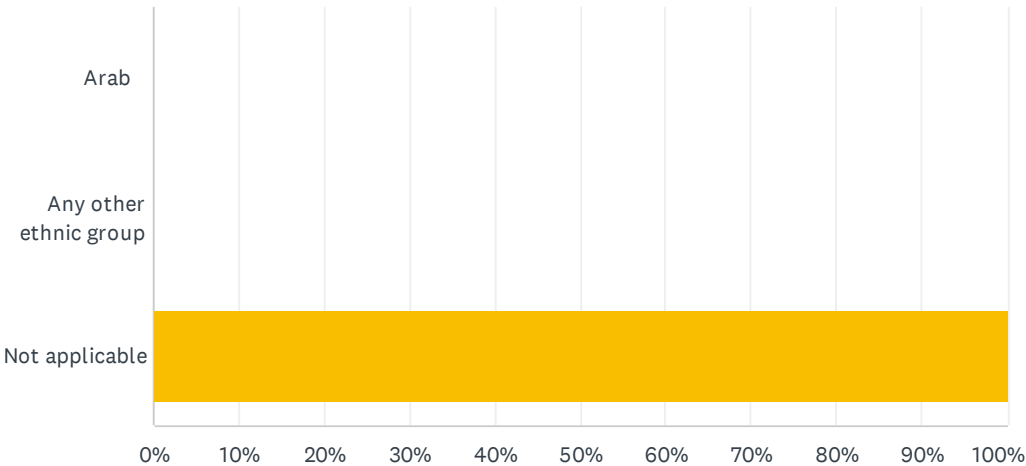
Answered: 2 Skipped: 0



| ANSWER CHOICES | RESPONSES | |
|---|-----------|---|
| British/ English/ Welsh/ Northern Irish/ Scottish | 100.00% | 2 |
| Irish | 0.00% | 0 |
| Gypsy or Irish Traveller | 0.00% | 0 |
| Roma | 0.00% | 0 |
| Any other White background | 0.00% | 0 |
| Not applicable | 0.00% | 0 |
| Total Respondents: 2 | | |

Q12 Other ethnic group

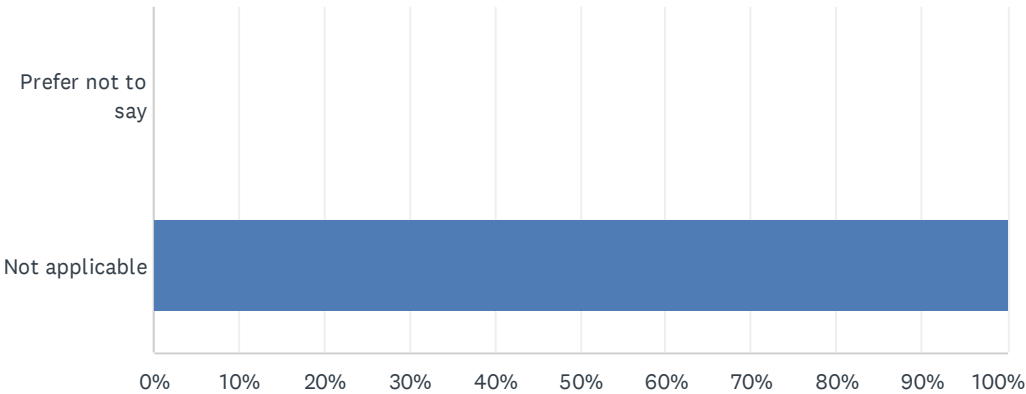
Answered: 2 Skipped: 0



| ANSWER CHOICES | RESPONSES | |
|------------------------|-----------|---|
| Arab | 0.00% | 0 |
| Any other ethnic group | 0.00% | 0 |
| Not applicable | 100.00% | 2 |
| Total Respondents: 2 | | |

Q13 Prefer not to say

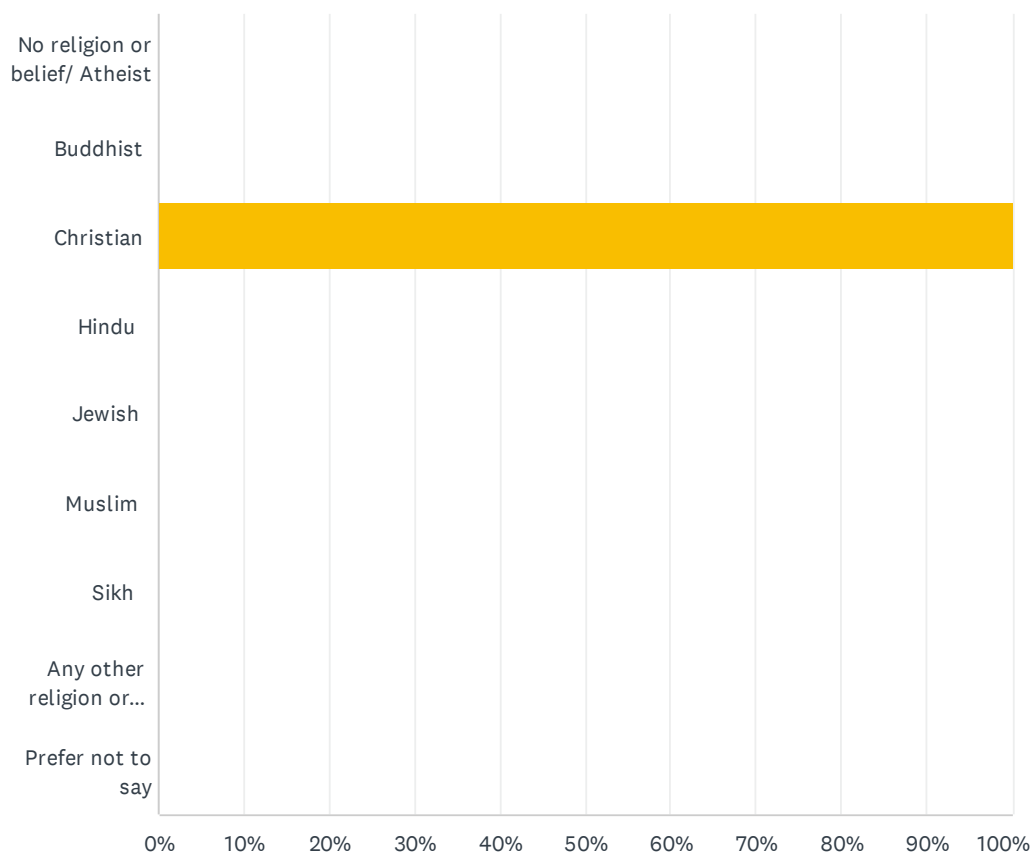
Answered: 2 Skipped: 0



| ANSWER CHOICES | RESPONSES | |
|----------------------|-----------|---|
| Prefer not to say | 0.00% | 0 |
| Not applicable | 100.00% | 2 |
| Total Respondents: 2 | | |

Q14 What is your religion or belief?

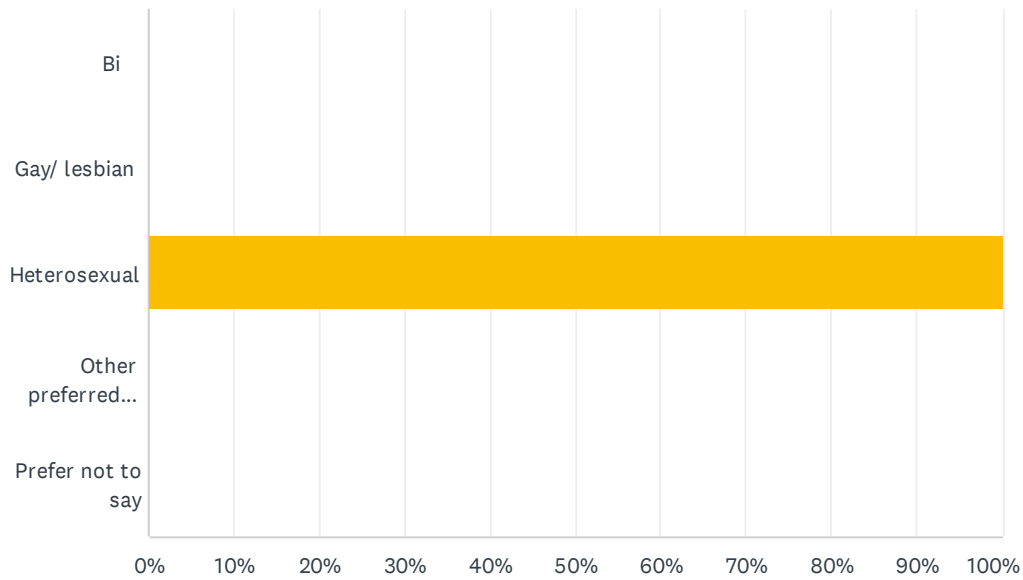
Answered: 2 Skipped: 0



| ANSWER CHOICES | RESPONSES | |
|--------------------------------|-----------|---|
| No religion or belief/ Atheist | 0.00% | 0 |
| Buddhist | 0.00% | 0 |
| Christian | 100.00% | 2 |
| Hindu | 0.00% | 0 |
| Jewish | 0.00% | 0 |
| Muslim | 0.00% | 0 |
| Sikh | 0.00% | 0 |
| Any other religion or belief | 0.00% | 0 |
| Prefer not to say | 0.00% | 0 |
| Total Respondents: 2 | | |

Q15 What is your sexual orientation?

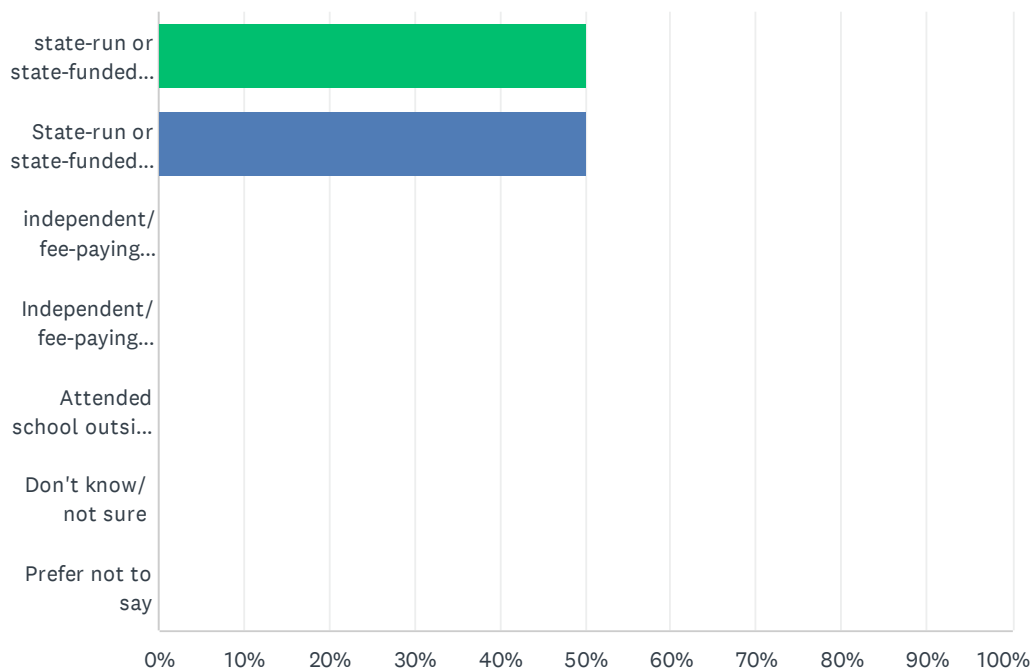
Answered: 2 Skipped: 0



| ANSWER CHOICES | RESPONSES | |
|-----------------------------|-----------|---|
| Bi | 0.00% | 0 |
| Gay/ lesbian | 0.00% | 0 |
| Heterosexual | 100.00% | 2 |
| Other preferred description | 0.00% | 0 |
| Prefer not to say | 0.00% | 0 |
| TOTAL | | 2 |

Q16 Which type of school did you attend for the most time between the ages of 11 and 16? (If you changed schools, please base your answer on the last 2 years of your education.)

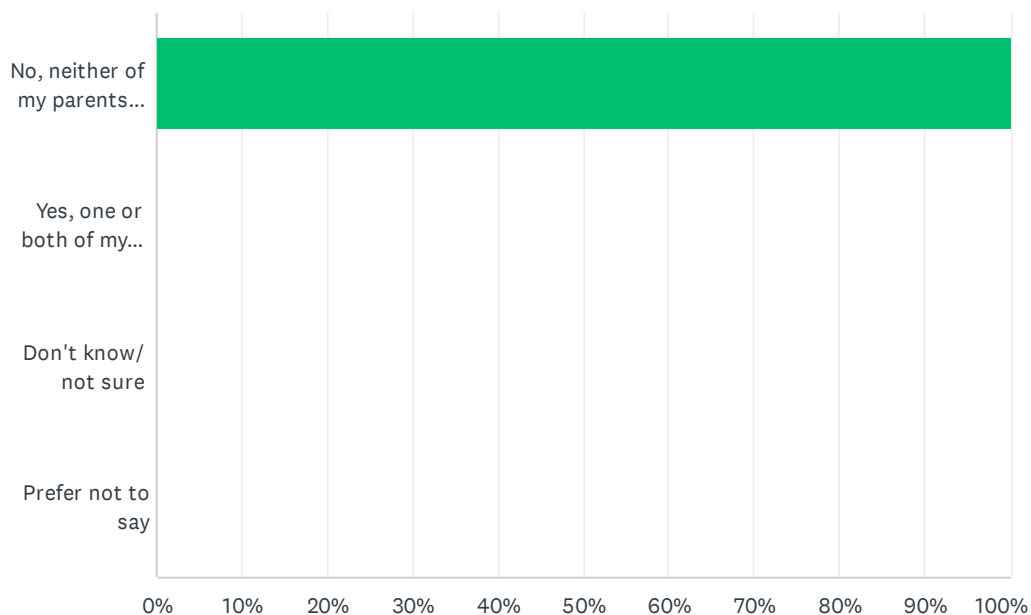
Answered: 2 Skipped: 0



| ANSWER CHOICES | RESPONSES | |
|---|-----------|---|
| state-run or state-funded school (selective on academic, faith or other grounds) | 50.00% | 1 |
| State-run or state-funded school (non-selective) | 50.00% | 1 |
| independent/ fee-paying school, where I received no bursary or a bursary covering less than 90% of my tuition | 0.00% | 0 |
| Independent/ fee-paying school, where I received a bursary covering 90% or more of my tuition | 0.00% | 0 |
| Attended school outside the UK | 0.00% | 0 |
| Don't know/ not sure | 0.00% | 0 |
| Prefer not to say | 0.00% | 0 |
| Total Respondents: 2 | | |

Q17 Did either of your parents attend university and gain a degree (eg BA/BSc or equivalent) by the time you were 18?

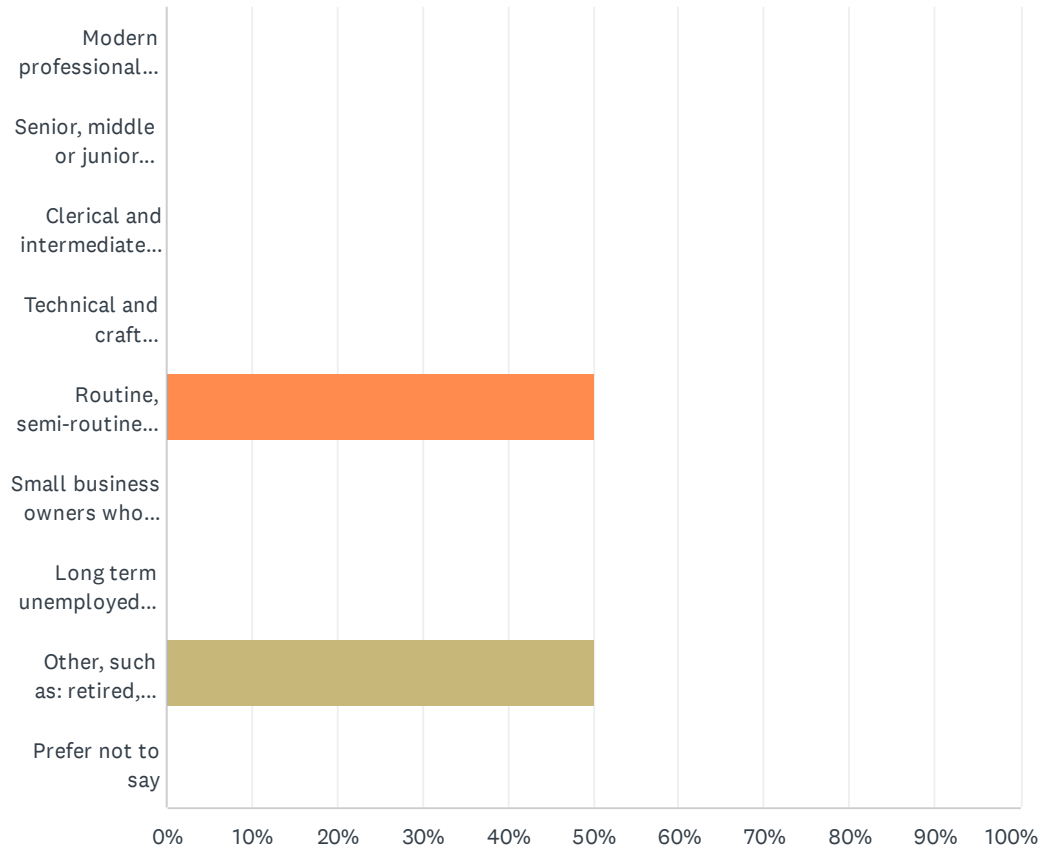
Answered: 2 Skipped: 0



| ANSWER CHOICES | RESPONSES | |
|--|-----------|---|
| No, neither of my parents attended university | 100.00% | 2 |
| Yes, one or both of my parents attended university | 0.00% | 0 |
| Don't know/ not sure | 0.00% | 0 |
| Prefer not to say | 0.00% | 0 |
| TOTAL | | 2 |

Q18 What was the occupation of your main household earner when you were about 14?

Answered: 2 Skipped: 0

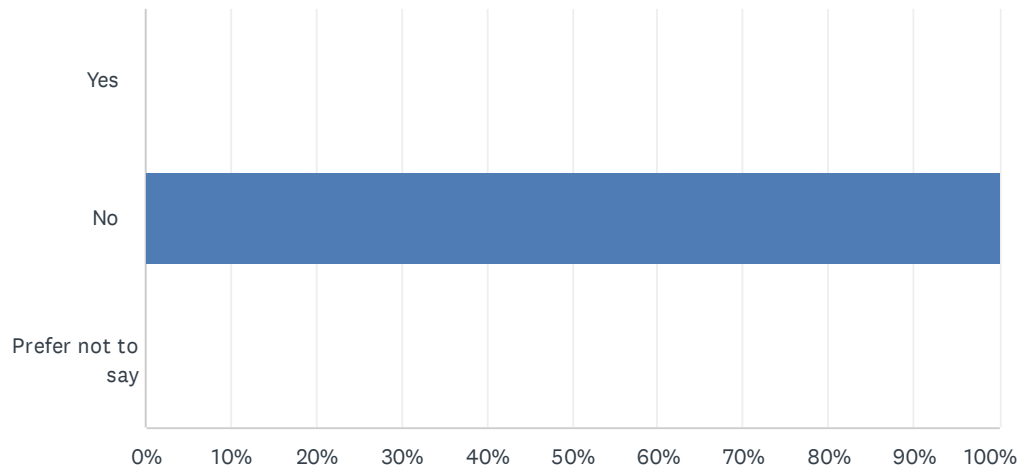


Equality and Diversity Questionnaire 2023

| ANSWER CHOICES | RESPONSES | |
|---|-----------|---|
| Modern professional and traditional professional occupations such as: teacher, nurse, physiotherapist, social worker, musician, police officer (sergeant or above), software designer, accountant, solicitor, medical practitioner, scientist, civil / mechanical engineer. | 0.00% | 0 |
| Senior, middle or junior managers or administrators such as: finance manager, chief executive, large business owner, office manager, retail manager, bank manager, restaurant manager, warehouse manager. | 0.00% | 0 |
| Clerical and intermediate occupations such as: secretary, personal assistant, call centre agent, clerical worker, nursery nurse. | 0.00% | 0 |
| Technical and craft occupations such as: motor mechanic, plumber, printer, electrician, gardener, train driver. | 0.00% | 0 |
| Routine, semi-routine manual and service occupations such as: postal worker, machine operative, security guard, caretaker, farm worker, catering assistant, sales assistant, HGV driver, cleaner, porter, packer, labourer, waiter/waitress, bar staff. | 50.00% | 1 |
| Small business owners who employed less than 25 people such as: corner shop owners, small plumbing companies, retail shop owner, single restaurant or cafe owner, taxi owner, garage owner | 0.00% | 0 |
| Long term unemployed (claimed Jobseeker's Allowance or earlier unemployment benefit for more than a year) | 0.00% | 0 |
| Other, such as: retired, this question does not apply to me, I don't know | 50.00% | 1 |
| Prefer not to say | 0.00% | 0 |
| Total Respondents: 2 | | |

Q19 Are you a primary carer for a child or children under 18?

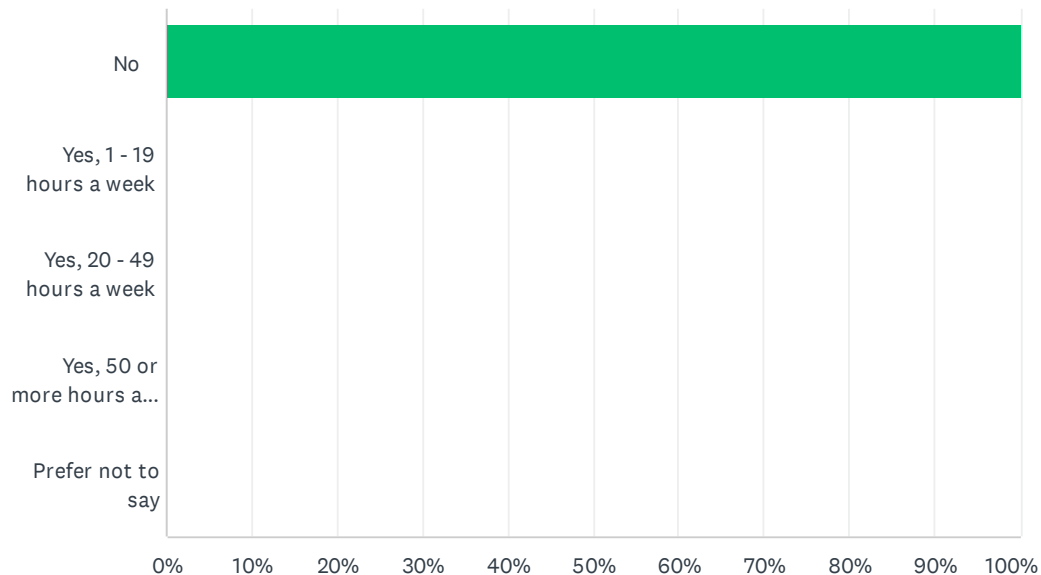
Answered: 2 Skipped: 0



| ANSWER CHOICES | RESPONSES | |
|-------------------|-----------|---|
| Yes | 0.00% | 0 |
| No | 100.00% | 2 |
| Prefer not to say | 0.00% | 0 |
| TOTAL | | 2 |

Q20 Do you look after or care for someone with long term physical or mental ill health caused by disability or age (not in a paid capacity)?

Answered: 2 Skipped: 0



| ANSWER CHOICES | RESPONSES | |
|------------------------------|-----------|---|
| No | 100.00% | 2 |
| Yes, 1 - 19 hours a week | 0.00% | 0 |
| Yes, 20 - 49 hours a week | 0.00% | 0 |
| Yes, 50 or more hours a week | 0.00% | 0 |
| Prefer not to say | 0.00% | 0 |
| TOTAL | | 2 |